

Where To Download Ford Expedition Fuse Box Diagram 2003

Ford Expedition Fuse Box Diagram 2003

Getting the books **ford expedition fuse box diagram 2003** now is not type of inspiring means. You could not solitary going in the same way as books growth or library or borrowing from your links to open them. This is an totally easy means to specifically acquire lead by on-line. This online broadcast ford expedition fuse box diagram 2003 can be one of the options to accompany you taking into account having further time.

Where To Download Ford Expedition Fuse Box Diagram 2003

It will not waste your time. tolerate me, the e-book will unquestionably look you further thing to read. Just invest little times to approach this on-line statement **ford expedition fuse box diagram 2003** as skillfully as review them wherever you are now.

Ford Expedition (1997-2002) Fuse Box Diagrams

Fuse box location and diagrams: Ford Expedition (2007-2014)*Fuse box location and diagrams: Ford Expedition (1999-2002)* Fuse

Where To Download Ford Expedition Fuse Box Diagram 2003

box location and diagrams: Ford Expedition (1997-1998)  **ONLINE BOOK 2000 Ford**

Expedition Fuse Box Diagram 2007-2017 Ford Expedition Fuse Box Location

Ford Expedition (2003-2006) Fuse Box Diagrams

Fuse box location and diagrams: Ford


Expedition (2003-2006) Ford Expedition

~~(2009-2014) Fuse Box Diagrams Ford Expedition~~

~~(2007-2008) Fuse Box Diagrams Fuse box~~

location and diagrams: Ford Expedition

(2018-2019..)

♣  PDF Download 2000 Ford Expedition Fuse Box Diagram Ford Expedition Review | 1997-2002 | 1st Gen 2016 FORD F-150 2.7 ECOBOOST HORN

Where To Download Ford Expedition Fuse Box Diagram 2003





ISSUE!!!

1998-2002 Ford Expedition won't come out of PARK - Here's the problem! I have the Solution!~~04 and up ford expedition 5.4l fuel pump problems 2003-2006 Ford Expedition Crank No Start Diagnosis~~

OBD-II.... Non connecting data Port Issue.
FIXED This might help you! Lincoln navigator 04 electrical problems

Fuse link replacement for Ford Expedition 2003 5.497 *Ford Expedition Window Fuse 2003*
~~Ford Expedition radio, DVD, window problems
Ford EXPEDITION AND F150 FROM 2003 TO 2011
FUSE BOX Ford Expedition Fuse Hunting...2~~

Where To Download Ford Expedition Fuse Box Diagram 2003

~~sets of fuse Blocks...One Hidden.~~ 2003 Ford Expedition Fuse Box Location and Diagram
PDF Download 2001 Ford Expedition Fuse Panel Diagram * PDF Download 2001 Ford Expedition Eddie Bauer Fuse Box Diagram  EPUB BOOK -
1999 Ford Expedition Xlt Fuse Box Diagram *
EBOOK INFO 2001 Ford Expedition Eddie Bauer Fuse Box Diagram * ONLINE PDF 2001 Ford Expedition Eddie Bauer Fuse Box Diagram *Ford Expedition Fuse Box Diagram*
Ford Expedition (1997 – 2002) – fuse box diagram. Year of production: 1997, 1998, 1999, 2000, 2001, 2002. Passenger compartment. The fuse panel is located below

Where To Download Ford Expedition Fuse Box Diagram 2003

and to the left of the steering wheel by the brake pedal. Ford Expedition – fuse box diagram – passenger compartment №

Ford Expedition (1997 - 2002) - fuse box diagram - Auto Genius

For the Ford Expedition First generation, 1997, 1998, 1999, 2000, 2001, 2002 model year. Passenger compartment fuse panel. fuse box locaton. The fuse panel is located ...

Fuses and relays box diagram Ford Expedition
Ford Expedition (2003 – 2006) – fuse box diagram. Year of production: 2003, 2004,

Where To Download Ford Expedition Fuse Box Diagram 2003

2005, 2006. Power distribution box/passenger compartment. The fuse panel is located under the right-hand side of the instrument panel. Ford Expedition – fuse box diagram – passenger compartment/power distribution box №

Ford Expedition (2003 - 2006) - fuse box diagram - Auto Genius

Ford Expedition (UN93; 1997-2002) fuses and relays. In this article, we consider the first-generation Ford Expedition (UN93), produced from 1997 to 2002. Here you will find fuse box diagrams of Ford Expedition

Where To Download Ford Expedition Fuse Box Diagram 2003

1997, 1998, 1999, 2000, 2001 and 2002, get information about the location of the fuse panels inside the car, and learn about the assignment of each fuse (fuse layout) and relay.

Fuse Box Diagram Ford Expedition (UN93; 1997-2002)

Ford Expedition (2003-2006) Fuse Diagram Fuse box diagram (fuse layout), location and assignment of fuses and relays Ford Expedition (2003, 2004, 2005, 2006, 2006). Checking and Replacing Fuses Fuses and circuit breakers protect your vehicle's

Where To Download Ford Expedition Fuse Box Diagram 2003

electrical system from overloading.

Ford Expedition (2003-2006) Fuse Diagram • FuseCheck.com

Ford Expedition (U222; 2003-2006) fuses and relays. Advertisements. In this article, we consider the second-generation Ford Expedition (U222), produced from 2003 to 2006. Here you will find fuse box diagrams of Ford Expedition 2003, 2004, 2005 and 2006, get information about the location of the fuse panels inside the car, and learn about the assignment of each fuse (fuse layout) and relay.

Where To Download Ford Expedition Fuse Box Diagram 2003

Fuse Box Diagram Ford Expedition (U222; 2003-2006)

See more on our website: <https://fuse-box.info/ford/ford-expedition-u324-2015-2017-fuses-and-relay> Fuse box diagram (location and assignment of electrical fu...

Fuse box location and diagrams: Ford Expedition (2015-2017 ...

Year of production Ford Expedition III (U324): 2007-2008 2009–2014 2015- Passenger compartment fuse panelThe fuse panel is located under the right-hand side of the

Where To Download Ford Expedition Fuse Box Diagram 2003

instrument panel. To remove the trim panel for access to the fuse box, pull the panel toward you and swing it out away from

*2007–2008 Ford Expedition Fuse Box Diagram »
Fuse Diagram*

Central junction box Ford Expedition 2. The fuse panel Ford Expedition 2 is located under the right-hand side of the instrument panel. To remove the trim panel for access to the fuse box, pull the panel toward you and swing it out away from the side and remove it. To reinstall it, line up the tabs with the grooves on the panel, then push it shut. To

Where To Download Ford Expedition Fuse Box Diagram 2003

remove the fuse box cover, place a finger behind the PULL tab and your thumb above the PULL tab as shown in the illustration, then pull the ...

Fuses and relays box diagram Ford Expedition 2

1998 ford expedition fuse box diagram - thanks for visiting my site, this post will certainly review regarding 1998 ford expedition fuse box diagram. We have accumulated many images, ideally this image works for you, and also help you in discovering the solution you are searching

Where To Download Ford Expedition Fuse Box Diagram 2003

for. Description : Where Is The Ac

1998 Ford Expedition Fuse Box Diagram | Fuse Box And ...

Automotive Wiring Diagrams throughout 1999 Ford Expedition Fuse Box Layout, image size 700 X 541 px, and to view image details please click the image. Description : Fuse Diagram For 1999 Expedition 5.4 inside 1999 Ford Expedition Fuse Box Layout, image size 960 X 583 px, and to view image details please click the image.

1999 Ford Expedition Fuse Box Layout | Fuse

Where To Download Ford Expedition Fuse Box Diagram 2003

Box And Wiring ...

More about Ford Expedition fuses, see our website: <https://fusecheck.com/ford/ford-expedition-2003-2006-fuse-diagram> Fuse Box Diagram Ford Expedition (U222; ...

Ford Expedition (2003-2006) Fuse Box Diagrams - YouTube

1997 Ford Expedition XLT Fuse Box Map. Fuse Panel Layout Diagram Parts: PCM power relay, engine fuse module, junction box fuse, heated grid relay, trailer electronic brake console, flip window relay, main light switch, auxiliary A/C relay, 4wheel anti lock brake

Where To Download Ford Expedition Fuse Box Diagram 2003

system, air suspension solid state compressor relay, trailer tow battery charge relay, shift on the fly relay, transfer case shift relay, park lamp relay, headlamp relay, multifunction switch, daytime running lamp module, fog lamp ...

1997 Ford Expedition XLT Fuse Box Diagram – Circuit Wiring ...

Detailed fuse box diagram for 1996, 1997, 1998, 1999, 2000, 2001, and 2002 Ford Expedition. Ford Expedition Passenger Compartment Fuse Panel The fuse panel is located below and to the left of the steering

Where To Download Ford Expedition Fuse Box Diagram 2003

wheel by the brake pedal. Remove the panel cover to access the fuses. To remove a fuse use the fuse puller tool provided on the fuse panel-cover.

Ford Expedition Fuse Box Diagram - Automotive Solutions

RELAY MAP-Stop Lamp Relay-Daytime Running Lamps (DRL) Headlamp Relay-Daytime Running Lamps (DRL) Park Brake Relay-Daytime Running Lamps (DRL) Ignition Relay-A/C Clutch Relay Ford Expedition 2003 Auxiliary Relay Fuse Panel/Board – Fuse Symbol Map Related diagrams: Ford Expedition 2003 Central

Where To Download Ford Expedition Fuse Box Diagram 2003

Junction Fuse Box/Block Circuit Breaker Diagram Ford Expedition 2000 Fuse Box/Block Circuit Breaker ...

Ford Expedition 2003 Auxiliary Relay Fuse Box/Block ...

Fuse box diagram (location and assignment of electrical fuses and relays) for Ford Expedition (UN93; 1997, 1998, 1999, 2000, 2001, 2002).

Under-hood fuse box diagram: Ford Expedition (2000, 2001 ...

SOURCE: do you have a fuse box diagram for a

Where To Download Ford Expedition Fuse Box Diagram 2003

1997 ford expedition. No, I don't but if you go to www.fleet.ford.com you can get a picture of it. Click on Maintenance first, then Owner's Manuals. Fill in your vehicle in the boxes and submit. A PDF file will come up of your owner's manual.

Show diagram of a 1997 ford expedition fuse box - Fixya

Where Is The Fuse Box On The 2008 Ford Expedition Solved; Need Fuse Box Diagram For 2003 Ford Taurus V6; Fuses And Relays Box Diagram Ford Expedition 2

Where To Download Ford Expedition Fuse Box Diagram 2003

Copyright code :

94979da71e69db130ca2cd5b35057968